

ಸಾಮಾಜಿಕ ಭದ್ರತೆ ಮತ್ತು ಪಿಂಚಣಿಗಳ ನಿರ್ದೇಶನಾಲಯ  
Directorate of Social Security and Pensions  
ಅಂತ್ಯ ಸಂಸ್ಕಾರ ಸಹಾಯ ಯೋಜನೆ  
Anthya Samskara Yojane

Step 1: Go to [sevasindhu.karnataka.gov.in](http://sevasindhu.karnataka.gov.in) website and click on **Departments & Services**

Note: Supported browser versions are Internet explorer 9+, Mozilla 50+ and Chrome 52+

SRI BASAVARAJ BOMMAI  
Hon'ble Chief Minister | Govt of Karnataka

GOVERNMENT OF KARNATAKA

HOME ABOUT SEVA SINDHU **DEPARTMENTS & SERVICES** SERVICE CENTERS GRAMA ONE REPORTS-DASHBOARD FAQ DEPARTMENT CONTACT DETAILS CONTACT US

REVENUE DEPARTMENT Latest updates : 8088304855 / 6361799796 / 9380204364 / 9380206704

HEALTH DEPARTMENT

WOMEN AND CHILD

DEPARTMENT OF LABOUR

POLICE DEPARTMENT

REGISTERED USERS LOGIN HERE

RAISE YOUR COMPLAINT

TRACK YOUR APPLICATION STATUS

NEW USERS REGISTER HERE

CATEGORY WISE SERVICES

COVID RELATED SERVICES

Step 2: Click on **Directorate of Social Security and Pension** and select **Anthya Samskara Yojane**  
Alternatively, you can search for Anthya Samskara Yojane in the **search option**.

Note: Supported browser versions are Internet explorer 9+, Mozilla 50+ and Chrome 52+

SEVA SINDHU  
GOVERNMENT OF KARNATAKA

HOME ABOUT SEVA SINDHU DEPARTMENTS & SERVICES SERVICE CENTERS GRAMA ONE REPORTS-DASHBOARD FAQ DEPARTMENT CONTACT DETAILS CONTACT

Search Service

+ Department of Electrical Inspectorate

+ Department of Mines & Geology

- Directorate of social security and pensions

+ Department of Electronics, Information Technology, Bio Technology and Science & Technology

+ Department Of Public Instruction

Manasikalyan Yojane

**Anthya Samskara Yojane**

Acid Victim Pension

+ Department of Fisheries, Karnataka

+ Department of Stamps and Registration

+ Drugs Control Department

+ Department of Handlooms and Textiles

+ Director of Public Libraries

+ Election Commission

+ Department of Industrial Training and Employment

+ Directorate of Municipal Administration

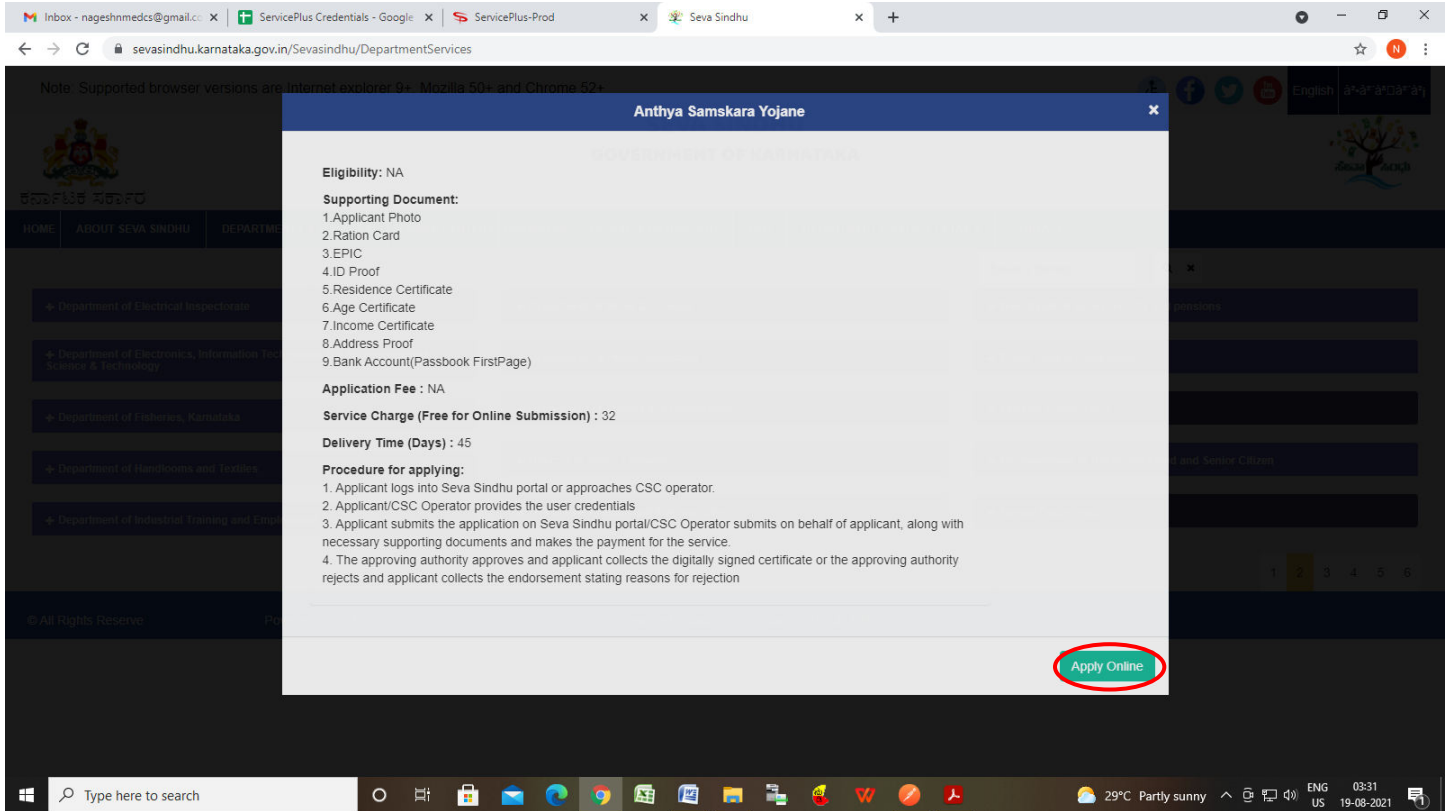
+ Empowerment of Differently Abled and Senior Citizen

+ Energy Department

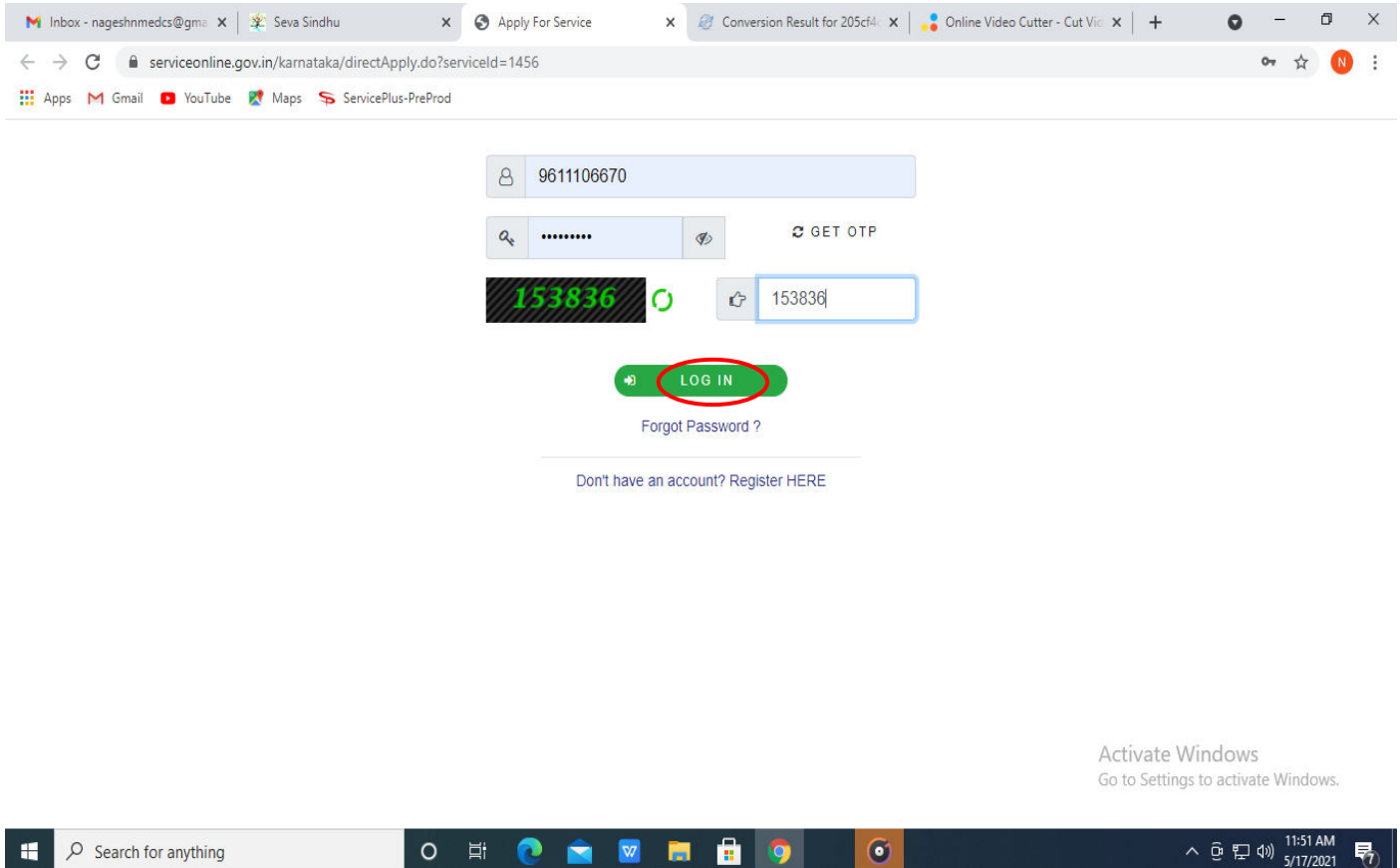
1 2 3 4 5 6

© All Rights Reserve Powered by SERVICEPLUS Page last updated on: 29-May-2021 4:41 PM

### Step 3 : Click on **Apply online**



### Step 4: Enter the username, password/OTP, captcha and click on **Log In** button



## Step 5 : Fill the Applicant Details

The screenshot shows the 'Applicant Information' section of the application form. The form is titled 'ಸಾಮಾಜಿಕ ಭದ್ರತೆ ಮತ್ತು ಪಿಂಚಣಿಗಳ ನಿರ್ದೇಶನಾಲಯ Directorate of Social Security and Pensions ಅಂತ್ಯ ಸಂಸ್ಕಾರ ಸಹಾಯ ಯೋಜನೆ Anthya Samskara Yojane'. The form fields are as follows:

ಅರ್ಜಿದಾರರ ಮಾಹಿತಿ/Applicant Information	
Aadhaar Number *	267529615692
ಅರ್ಜಿದಾರರ ವಿವರ (ಕನ್ನಡ)	ಅರ್ಜಿದಾರರ ವಿವರ (ಕನ್ನಡ)
ಅರ್ಜಿದಾರರ ಶೀರ್ಷಿಕೆ *	ಶ್ರೀ.
ಅಧಾರ್ ಕಾರ್ಡ್ ನಂತೆ ಅರ್ಜಿದಾರರ ಹೆಸರು *	ಕಾವ್ಯಾ ಜಿ ಡಿ
ಸಂಬಂಧಿಕರ ವಿಧ *	ಬಿನ್.
ಸಂಬಂಧಿಕರ ಶೀರ್ಷಿಕೆ *	ಶ್ರೀ.
ಸಂಬಂಧಿಕರ ಹೆಸರು *	ಸಂಬಂಧಿಕರ
Applicant Information to be provided in English	Applicant Information to be provided in English
Applicant Title *	Sri.
Applicant full Name *	Kavya
Applicant Name as per Aadhaar *	Kavya G D
Relation Type *	S/O
Relation Title *	Sri.

## Step 6: Verify the details. If details are correct, select the checkbox ("Yes") & **Submit**

The screenshot shows the verification section of the application form. The form is titled 'ಬ್ಯಾಂಕ್ ಹೆಸರು/Bank Name \*'. The form fields are as follows:

ಬ್ಯಾಂಕ್ ಹೆಸರು/Bank Name *	CANARA BANK
ಜಿಲ್ಲೆ/District *	Tumakuru
ತಾಲ್ಲೂಕು/Taluk *	Koratagere
ಬ್ಯಾಂಕ್ ಶಾಖೆ/Bank Branch *	KORATAGERE
ವಿಳಾಸ ಸಾಲು 1/Address Line 1 *	CANARA BANK 505/463, M G COMPLEX, 1 FLOOR MAIN ROAD, TUMKUR DIS
ವಿಳಾಸ ಸಾಲು 2/Address Line 2 *	cff
ಭಾರತೀಯ ಹಣಕಾಸು ವ್ಯವಸ್ಥೆಯ ಕೋಡ್/IFSC Code *	CNRB0004733

Word verification

528353

Please enter the characters shown above

528353

**Step 7:** A fully filled form will be generated for user verification, if have an corrections click on **Edit** option, otherwise processed to **Attach annexure**.

The screenshot shows a web browser window with the URL <https://serviceonline.gov.in/karnataka/applyPageForm.do>. The page title is "ServicePlus- Destitute Widow P". The left sidebar contains navigation options: "Apply for services", "View Status of Application", "Track application status", "View Incomplete Application", "Revalidate Payment", "Modify Submissions", and "Messages & Alerts". The main content area displays the "ಅರ್ಜಿದಾರರ ಮಾಹಿತಿ/Applicant Information" form with the following details:

Aadhaar Number :	Aadhaar Verified
ಅರ್ಜಿದಾರರ ಶೀರ್ಷಿಕೆ :	ಶ್ರೀಮತಿ.
Applicant's Title :	Smt.
ಆಧಾರ್ ಕಾರ್ಡ್ ನಂತೆ ಅರ್ಜಿದಾರನ ಹೆಸರು :	ಕಾವ್ಯ ಜಿ ಡಿ
Applicant Name as per Aadhaar :	Kavya G D
ಸಂಬಂಧಿಕರ ವಿಧ :	ಬಿ.ನ.
Relation Type :	W/O
ಸಂಬಂಧಿಕರ ಶೀರ್ಷಿಕೆ :	ಶ್ರೀಮತಿ.
Relation Title :	Smt.
ಸಂಬಂಧಿಕರ ಹೆಸರು :	ಸಂಬಂಧಿಕರ ಹೆಸರು
Relation's Name :	Relation's
ತಾಯಿಯ ಹೆಸರು :	ಸಂಬಂಧಿಕರ ಹೆಸರು
Mother's Name :	Relation's
ಖಾಯಂ ವಿಳಾಸ ಸಾಲು 1 :	ಸಂಬಂಧಿಕರ ಹೆಸರು
Address Line 1 :	Relation's
ಖಾಯಂ ವಿಳಾಸ ಸಾಲು 2 :	ಸಂಬಂಧಿಕರ ಹೆಸರು
Address Line 2 :	Relation's

**Step 8 :** Click on **Attach annexures**

The screenshot shows a web browser window with the URL <https://serviceonline.gov.in/karnataka/applyPageForm.do>. The page title is "ServicePlus- Anthya Samskara". The left sidebar contains navigation options: "Seva Sindhu" and "ServicePlus- Anthya Samskara". The main content area displays the "ಅರ್ಜಿದಾರರ ಬ್ಯಾಂಕ್ ವಿವರಗಳು/Applicant Bank Details" form with the following details:

ಬ್ಯಾಂಕ್ ಹೆಸರು/Bank Name :	CANARA BANK
ಜಿಲ್ಲೆ/District :	Tumakuru
ತಾಲ್ಲೂಕು/Taluk :	Koratagere
ಬ್ಯಾಂಕ್ ಶಾಖೆ/Bank Branch :	KORATAGERE
ವಿಳಾಸ ಸಾಲು 1/Address Line 1 :	CANARA BANK 505/463, M G COMPLEX, 1 FLOOR MAIN ROAD, TUMKUR DIST KORATAGERE KARNATAKA 572129
ವಿಳಾಸ ಸಾಲು 2/Address Line 2 :	off
ಭಾರತೀಯ ಹಣಕಾಸು ವ್ಯವಸ್ಥೆಯ ಕೋಡ್/IFSC Code :	CNRB0004733

Additional Details:

Apply to the Office	Directorate of Social Security and Pensions (STATE)
---------------------	---

Draft Reference No : Draft\_RD804S/2021/00200

01/6/2021 12:11:01 IST <http://serviceonline.gov.in/karnataka>

Buttons: **Attach Annexure** (highlighted with a red circle), **Edit**, **Cancel**, **Click here to initiate new application**

## Step 9: Attach the annexures and click on **save annexures**

Original Annual Income Certificate of the family in the prescribed format as per Govt Notification No DPAR 10 SCA 95 dt 12-09-1996 Only for appointment on compassionate ground

Ration Card

Residence Certificate

Address Proof

Bank Account(Passbook FirstPage)

Save Annexure Cancel Back

## Step 10: Saved annexures will be displayed and click on **Esign Submit** to proceed.

Annexure List

- 1) Address Proof [Address Proof](#)
- 2) Applicant Photo [Applicant Photo](#)
- 3) Bank Account(Passbook FirstPage) [Bank Account\(Passbook FirstPage\)](#)
- 4) Identity Proof [ID proof](#)
- 5) Residence Certificate [Residential Proof](#)

Additional Details

Apply to the Office Directorate of Social Security and Pensions (STATE)

Draft Reference No : RD150S210001260

eSign and Submit Cancel



**Step 11 :** Click on I agree with above user consent and eSign terms and conditions and Select authentication type to continue and click on **OTP**.

Consent Authentication Form

I hereby state that I have no objection in authenticating myself with Aadhaar based authentication system and consent to providing my Aadhaar number along with the authentication details for the purposes of availing "**Application for Migration Certificate**" by eSigning Application form and Enclosure(s). I understand that the OTP I provide for authentication shall be used only for authenticating my identity through the Aadhaar Authentication system, for obtaining my e-KYC through Aadhaar e-KYC service and for the issuance of Digital Signature Certificate (DSC) for this specific transaction and for no other purposes. For the creation of DSC, I understand that the options that I have chosen are the ones that shall be populated in the DSC generated by the CA and I provide my consent for the same. I also understand that the following fields in the DSC generated by the CA are mandatory and I give my consent for using the Aadhaar provided e-KYC information to populate the corresponding fields in the DSC.

1. Common Name (name as obtained from e-KYC)
2. Unique Identifier (hash of Aadhaar number)
3. Pseudonym (unique code sent by UIDAI in e-KYC response)
4. State or Province (state as obtained from e-KYC)
5. Postal Code (postal code as obtained from e-KYC)
6. Telephone Number (hash of phone as obtained from e-KYC)

I understand that ServicePlus shall ensure security and confidentiality of my personal identity data provided for the purpose of Aadhaar based authentication.

I agree with above user consent and eSign terms and conditions

Select authentication type to continue

**OTP** Download Document

**Step 12 :** Enter **Aadhar Number** and click on **get OTP**

esignservice.cdac.in/esign2.1/OTP

Ministry of Electronics and Information Technology  
Government of India

Digital India  
Power To Empower

सी डैक  
CDAC  
Centres for Development of Advanced Computing

You are currently using C-DAC eSign Service and have been redirected from

Hastakshar  
हस्ताक्षर  
C-DAC's eSign Service

**Aadhaar Based e-Authentication**

Enter Your Virtual ID / Aadhaar Number [Get Virtual ID](#)

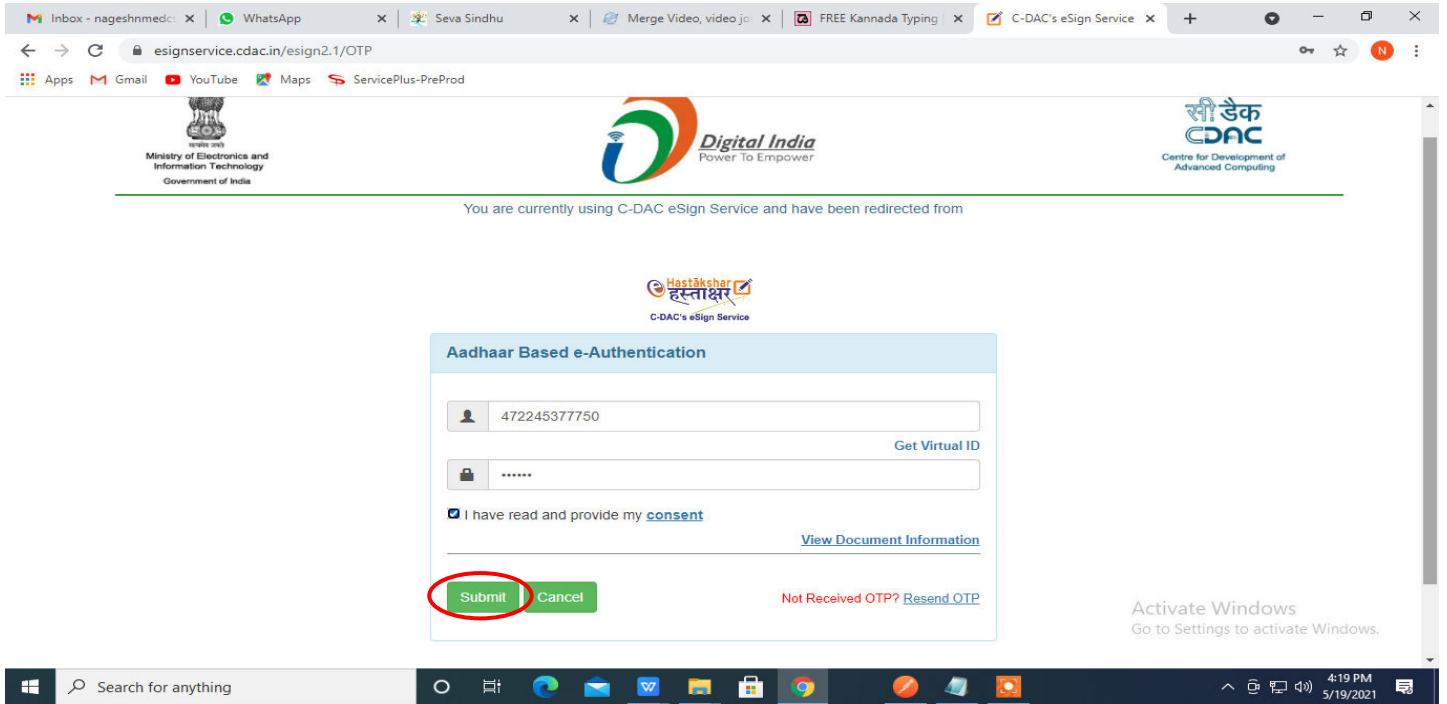
Enter Your Aadhaar OTP

[View Document Information](#)

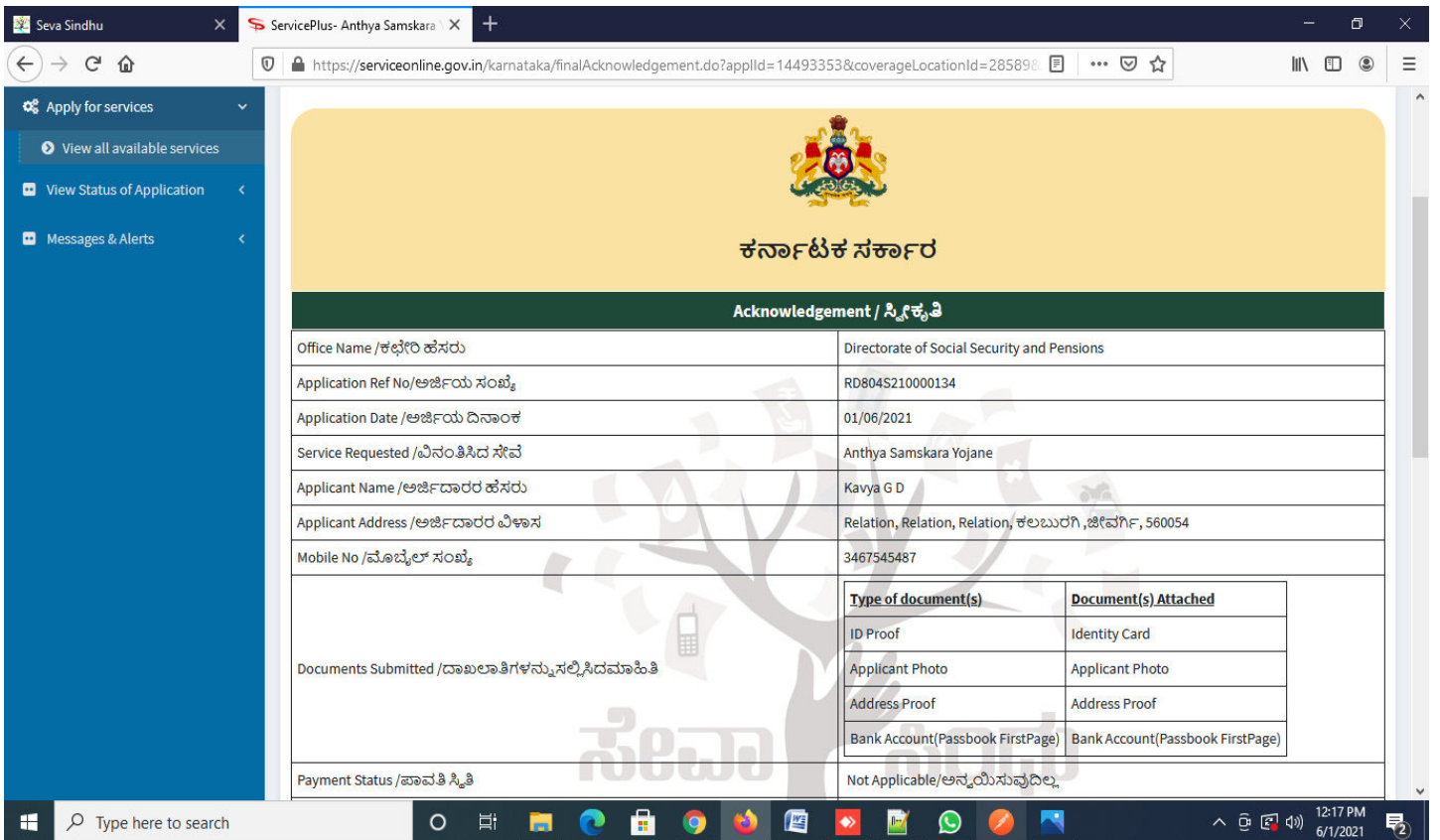
**Get OTP** Cancel [Not Received OTP? Resend OTP](#)

Activate Windows  
Go to Settings to activate Windows.

### Step 13 : Enter **OTP** and click on **Submit**



**Step 14: After Submit**, acknowledgement will be generated. Acknowledgment consists of applicant details, application Submission for applicant's reference.



**Step 14 :** To download the certificate, go to the [sevasindhu.karnataka.gov.in](http://sevasindhu.karnataka.gov.in) and click on **Registered Users Login Here**

Note: Supported browser versions are Internet explorer 9+, Mozilla 50+ and Chrome 52+

**SRI BASAVARAJ BOMMAI**  
Hon'ble Chief Minister | Govt of Karnataka

**GOVERNMENT OF KARNATAKA**

HOME ABOUT SEVA SINDHU DEPARTMENT'S & SERVICES SERVICE CENTERS GRAMA ONE REPORTS-DASHBOARD FAQ DEPARTMENT CONTACT DETAILS CONTACT US

REVENUE DEPARTMENT Latest updates 799796 / 9380204364 / 9380206704

HEALTH DEPARTMENT

WOMEN AND CHILD

DEPARTMENT OF LABOUR

POLICE DEPARTMENT

REGISTERED USERS LOGIN HERE

RAISE YOUR COMPLAINT

TRACK YOUR APPLICATION STATUS

NEW USERS REGISTER HERE

CATEGORY WISE SERVICES

COVID RELATED SERVICES

**Step 15 :** Once the login page is open, enter your username, password/OTP, captcha and click on **Submit**.

serviceonline.gov.in/karnataka/

ಸೇವಾ ಸಿಂಧು SEVA SINDHU

ಕರ್ನಾಟಕ ಸರ್ಕಾರ

Apply for Service

9611106670

..... Get OTP

552519 Type here

Submit

Forgot Password | New user ? Register here | Know Your Eligibility

Check Your Application Status

Select Department

Select Service

Enter your Application ID

Check Status Now

© All Rights Reserved

Powered by SERVICEPLUS



**Step 16** : Click on **View Status of Application --> Track application status**. Enter Application Reference Number (you can refer to Acknowledgment/SMS to get Application Reference Number) and click on **Get Data**.

The screenshot shows the ServicePlus web portal interface. The browser address bar displays `serviceonline.gov.in/karnataka/citizenServiceList.do`. The page features a blue header with the ServicePlus logo and the text "Metadata-based Integrated eService Delivery Framework". A left-hand menu contains options like "Manage Profile", "Apply for services", and "View Status of Application". The main content area is titled "View Status Of Application / Track Application Status" and contains form fields for "From Date" (24/03/2021), "To Date" (24/05/2021), and "App Ref No." (ES002S210000027). A green "Get Data" button is circled in red.

**Step 17** : Check Current Status of the application. If it is delivered, Click on **Delivered**.

The screenshot shows the ServicePlus web portal interface for tracking application status. The browser address bar displays `serviceonline.gov.in/karnataka/applicationTrackStatus.do`. The page features a blue header with the ServicePlus logo and the text "Metadata-based Integrated eService Delivery Framework". A left-hand menu contains options like "Manage Profile", "Apply for services", and "View Status of Application". The main content area is titled "View Status Of Application / Track Application Status" and contains form fields for "From Date" (24/03/2021), "To Date" (24/05/2021), and "App Ref No." (ES002S210000027). A green "Get Data" button is present. Below the form, there is a table with the following data:

SNo	Service Name	Application Reference No	Submission Date	Due Date	Current Status
1	Application for Death Certificate	ES002S210000027	20/05/2021	21/05/2021	Delivered

The "Delivered" status in the table is circled in red. The page also includes a search bar and pagination controls.

## Step 18 : Under Issue Document(s), click on **Output certificate**

ServicePlus  
Metadata-based Integrated e-Service

Menu

- Manage Profile
- Apply for services
- View Status of Application
  - Track application status
  - View Incomplete Application
  - Revalidate Payment
  - Modify Submissions
- Messages & Alerts

Status of Application

Application Reference Number : ES002S210000027

Name of the Service : Application for Death Certificate

Applied By : Asha D J

Application due Date : 21/05/2021

S.No.	Task Name	Form Details	Issued Document(s)	Status	Remarks
1	Application Submission	<a href="#">View</a>	<a href="#">Acknowledgement</a>	Completed	NA
2	Push application data to DB	NA	Nil	Forwarded	<a href="#">View</a>
3	Callback Webservice	NA	<a href="#">Output Certificate</a>	Delivered	<a href="#">View</a>

Showing 1 to 1 of 1 entries

## Step 19: Anthya Samskara Yojane Certificate will be downloaded. You can print the certificate if required.

RD0038343154909.pdf - Adobe Acrobat Reader DC (32-bit)

File Edit View Sign Window Help

Home Tools RD0038343154909...

1 / 2 66.7%

Search 'Crop Page'

- Export PDF
- Edit PDF
- Create PDF
- Comment
- Combine Files
- Organize Pages
- Compress PDF
- Redact
- Protect
- Adobe Sign
- Fill & Sign

Convert, edit and e-sign PDF forms & agreements

Free 7-Day Trial

RD0038343154909

www.nadakacheri.karnataka.gov.in

17/07/2021

K R DEVARAJU

RD0038343154909